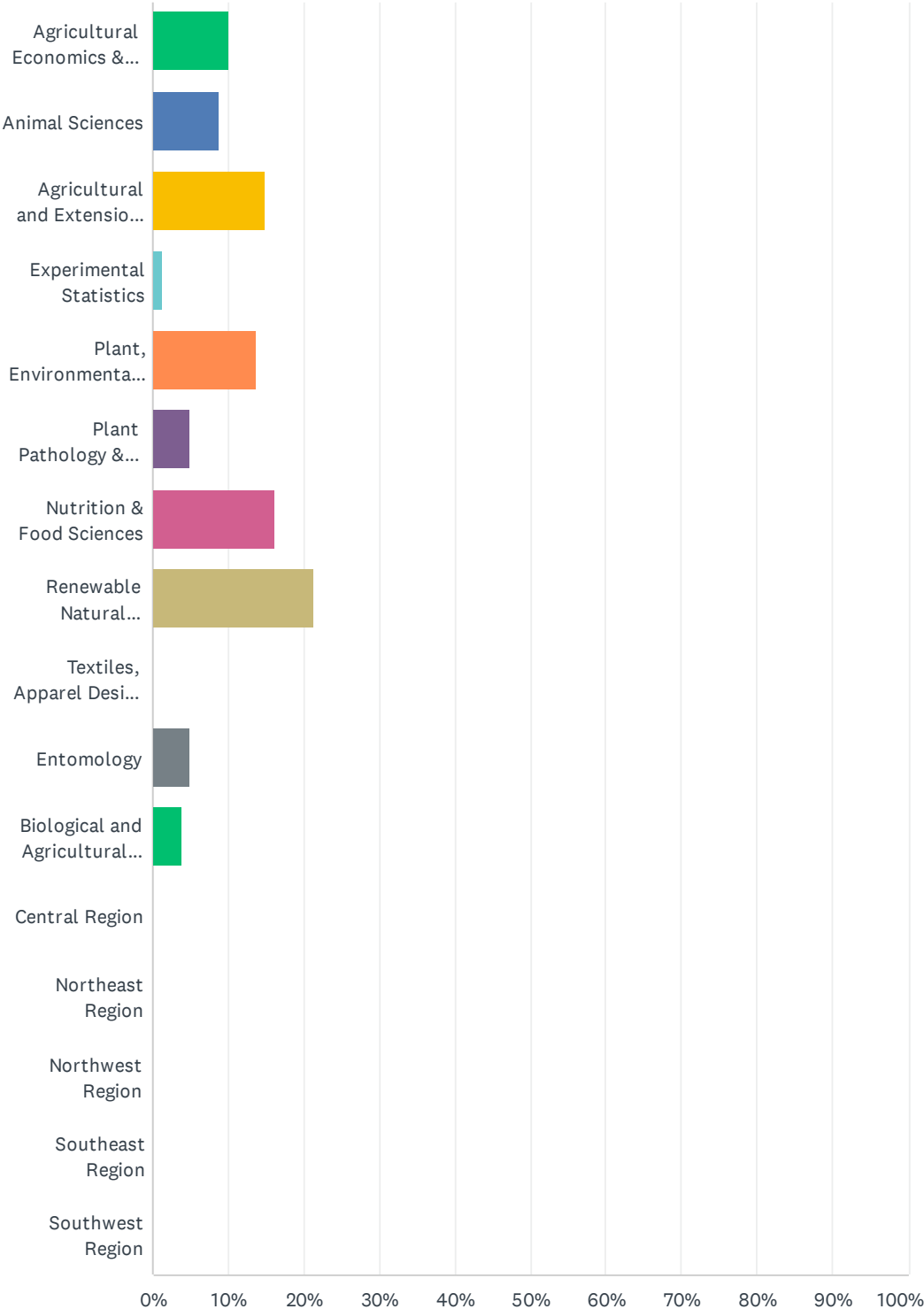


# Q1 YOUR PRIMARY EMPLOYMENT UNIT--\*HIGHEST PERCENTAGE APPOINTMENT\*---PLEASE SELECT ONLY ONE. (This question requires an answer.)

Answered: 80 Skipped: 0

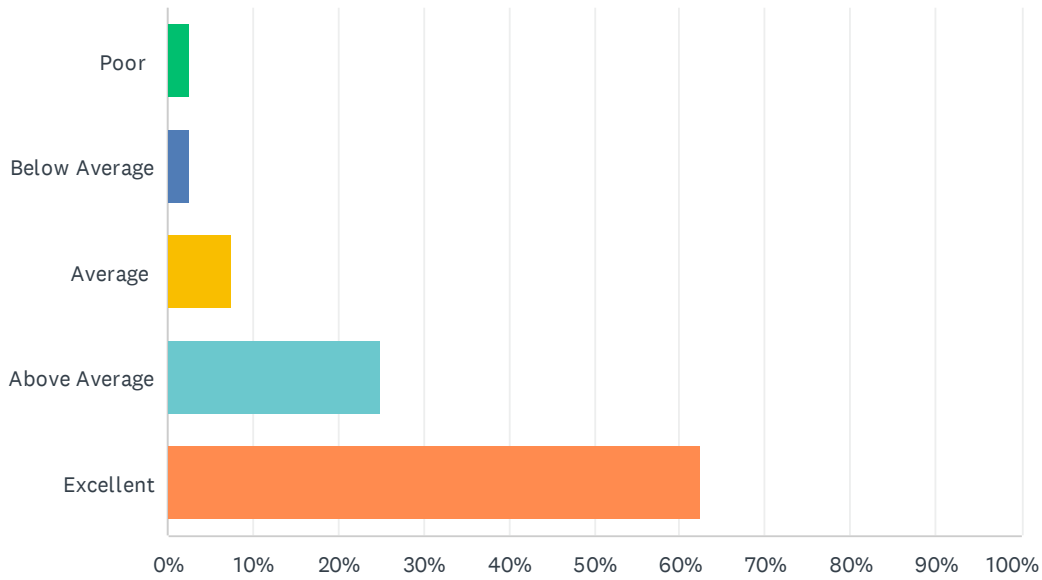


2021 LSU AgCenter/College of Agriculture Unit Head Performance Survey

ANSWER CHOICES	RESPONSES	
Agricultural Economics & Agribusiness	10.00%	8
Animal Sciences	8.75%	7
Agricultural and Extension Education & Evaluation	15.00%	12
Experimental Statistics	1.25%	1
Plant, Environmental, & Soil Sciences	13.75%	11
Plant Pathology & Crop Physiology	5.00%	4
Nutrition & Food Sciences	16.25%	13
Renewable Natural Resources	21.25%	17
Textiles, Apparel Design, & Merchandising	0.00%	0
Entomology	5.00%	4
Biological and Agricultural Engineering	3.75%	3
Central Region	0.00%	0
Northeast Region	0.00%	0
Northwest Region	0.00%	0
Southeast Region	0.00%	0
Southwest Region	0.00%	0
<b>TOTAL</b>		<b>80</b>

**Q2 CHARACTER – Displays honesty, integrity, dependability, reasonableness, industriousness, and fairness. Focus on the best interest of the region.**

Answered: 80 Skipped: 0

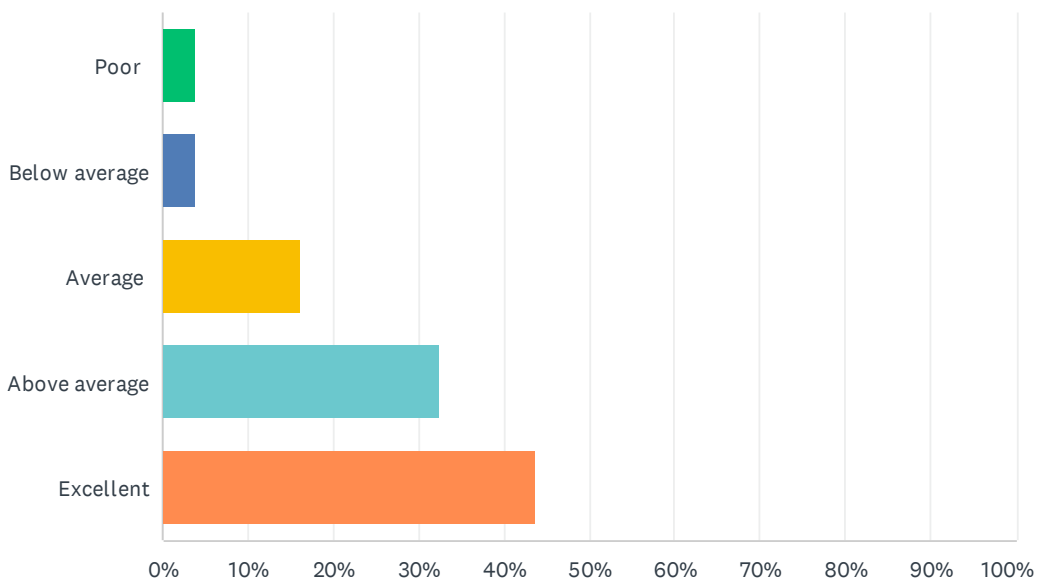


ANSWER CHOICES	RESPONSES
Poor	2.50% 2
Below Average	2.50% 2
Average	7.50% 6
Above Average	25.00% 20
Excellent	62.50% 50
<b>TOTAL</b>	<b>80</b>

**Q3 PROGRAMMING – Understands and rewards quality programming and appreciates innovative programming. Has a good rapport with field faculty members and staff, and objectively evaluates programming efforts.**

**Constantly seeks programming resources for faculty members and equitably distributes programming activities among faculty. Recognizes all individuals contributing to collaborative programming.**

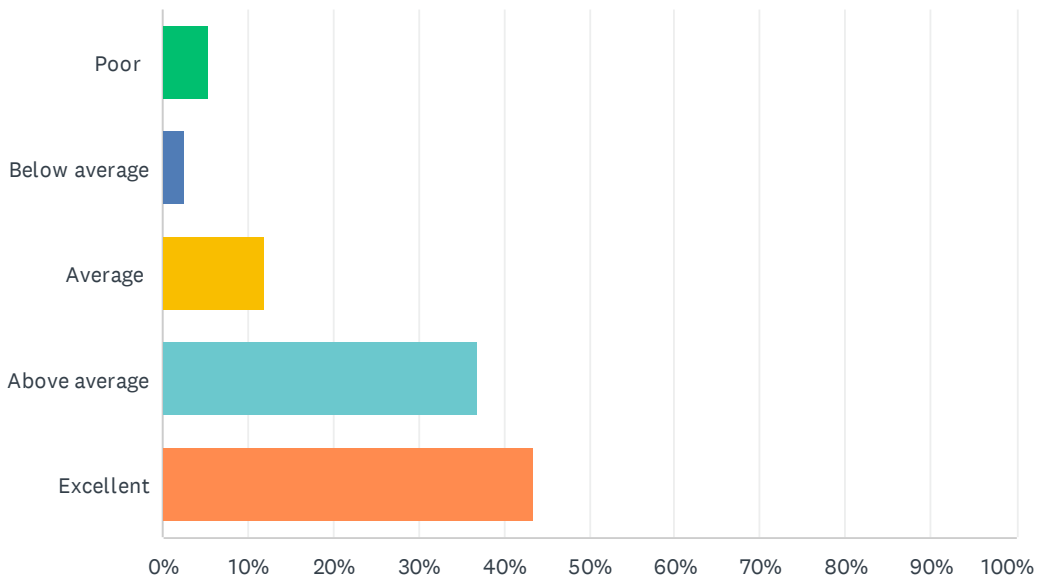
Answered: 80 Skipped: 0



ANSWER CHOICES	RESPONSES	
Poor	3.75%	3
Below average	3.75%	3
Average	16.25%	13
Above average	32.50%	26
Excellent	43.75%	35
<b>TOTAL</b>		<b>80</b>

**Q4 EXTENSION.** – Understands and values the missions of research-based programming. Encourages and supports the development of effective educational outreach and resources. Objectively evaluates program delivery quality, outcome, and impact. Understands time and resource requirements for extension duties. Equitably distributes resources and equipment to support extension programs.

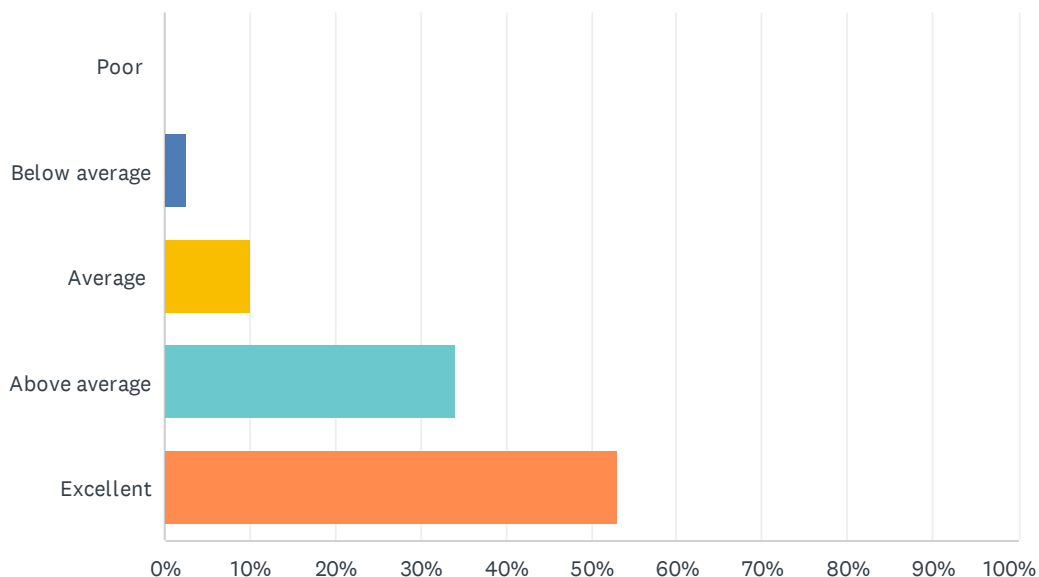
Answered: 76 Skipped: 4



ANSWER CHOICES	RESPONSES	
Poor	5.26%	4
Below average	2.63%	2
Average	11.84%	9
Above average	36.84%	28
Excellent	43.42%	33
<b>TOTAL</b>		<b>76</b>

**Q5 RESEARCH – Understands the generation of new knowledge and rewards quality of research rather than quantity. Recognizes research focus that is appropriate for the job description of each scientist and support personnel. Recognizes the importance of collaborative research. Seeks to provide necessary resources and distribute them equitably. Provides support services needed by faculty and allocates resources equitably.**

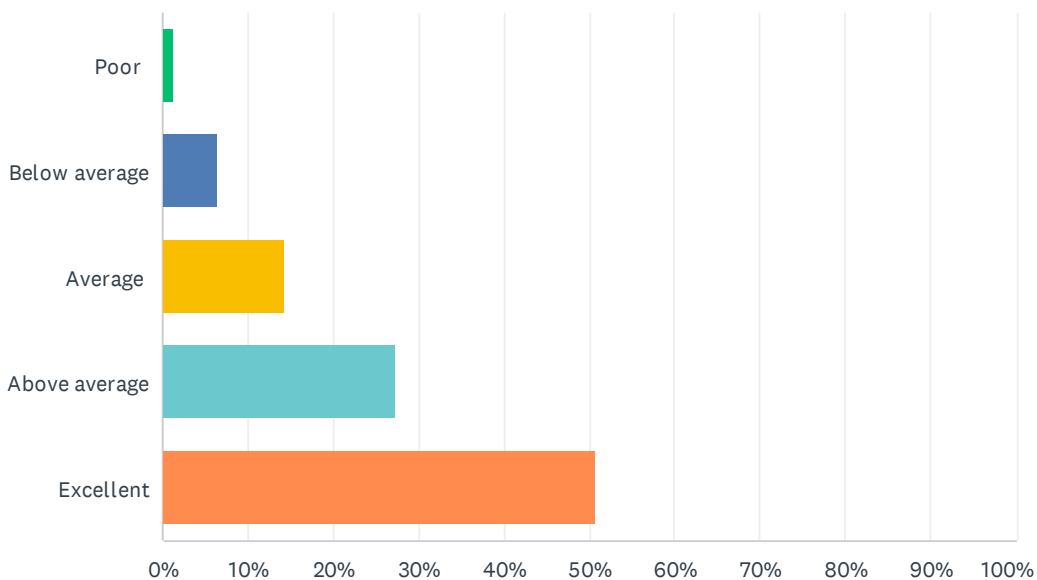
Answered: 79 Skipped: 1



ANSWER CHOICES	RESPONSES
Poor	0.00% 0
Below average	2.53% 2
Average	10.13% 8
Above average	34.18% 27
Excellent	53.16% 42
<b>TOTAL</b>	<b>79</b>

**Q6 SERVICE – Distributes committee work equitably in the department/region. Understands and appreciates work with professional societies, commodity groups, constituent groups, committees, and other activities which promote the mission of the department/region and the university.**

Answered: 77 Skipped: 3

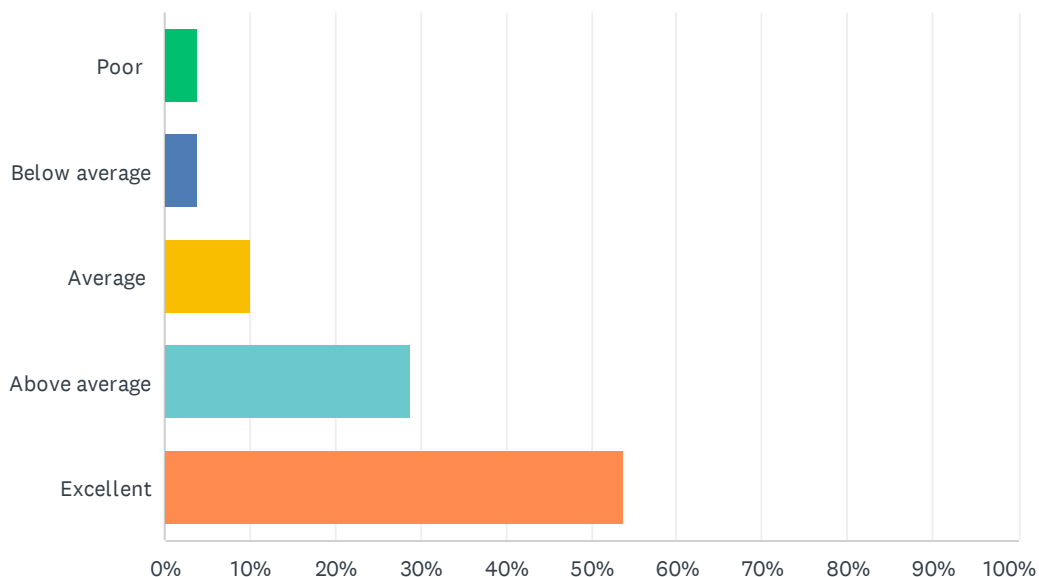


ANSWER CHOICES	RESPONSES
Poor	1.30% 1
Below average	6.49% 5
Average	14.29% 11
Above average	27.27% 21
Excellent	50.65% 39
TOTAL	77

**Q7 LEADERSHIP – Demonstrates respect for and loyalty to faculty and staff. Treats all faculty equitably. Keeps faculty and staff well informed.**

**Promotes and protects faculty and staff personal and professional interests. Provides service to faculty and guidance to individuals as needed. Effectively directs civil service and other staff members. Understands how to effectively deal with faculty and staff members. Effectively implements department/regional plans and goals.**

Answered: 80 Skipped: 0

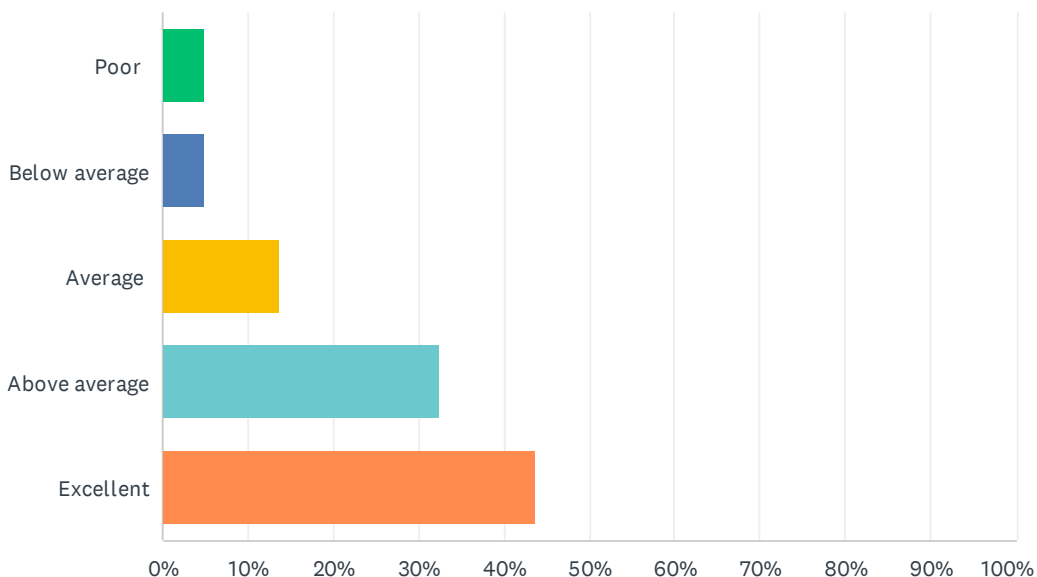


ANSWER CHOICES	RESPONSES	
Poor	3.75%	3
Below average	3.75%	3
Average	10.00%	8
Above average	28.75%	23
Excellent	53.75%	43
<b>TOTAL</b>		<b>80</b>



**Q8 MANAGEMENT** – Announces and helps organize departmental or regional activities. Helps focus the unit on priorities and initiatives that are most important to fulfill the goals and mission of the unit. Does not overburden faculty with bureaucratic tasks. Plans routine work well and gives timely feedback to faculty /staff members. Maintains facilities in a functional and updated condition. Empowers and encourages faculty and staff to do their jobs and does not micromanage their activities.

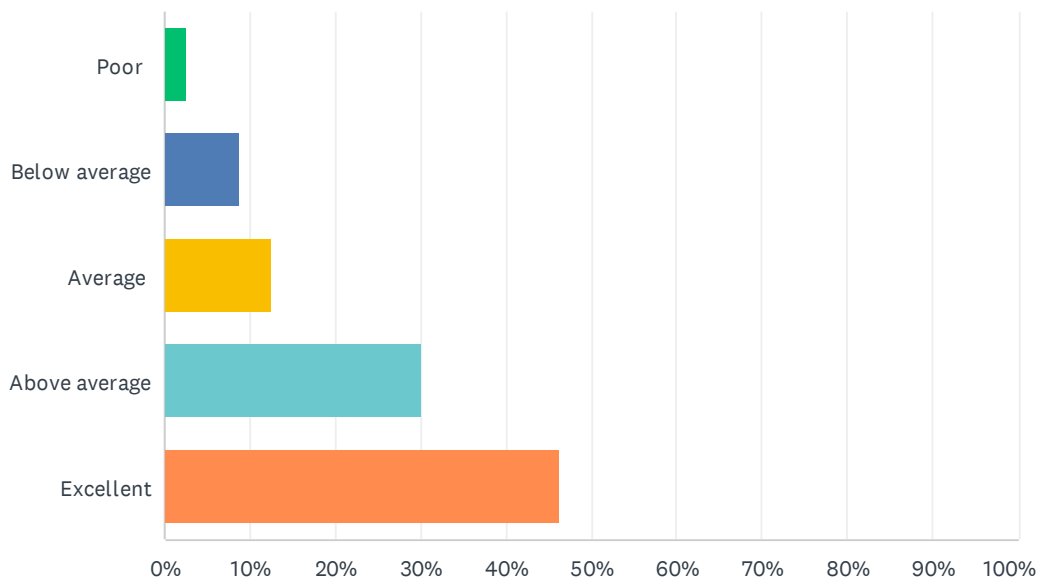
Answered: 80 Skipped: 0



ANSWER CHOICES	RESPONSES	
Poor	5.00%	4
Below average	5.00%	4
Average	13.75%	11
Above average	32.50%	26
Excellent	43.75%	35
<b>TOTAL</b>		<b>80</b>

**Q9 COMMUNICATIONS – Articulates and demonstrates excellent written and oral communication skills. Communicates appropriately with faculty/staff in easily understood manner. Keeps faculty /staff, parish chairs, parish administration and public well informed.**

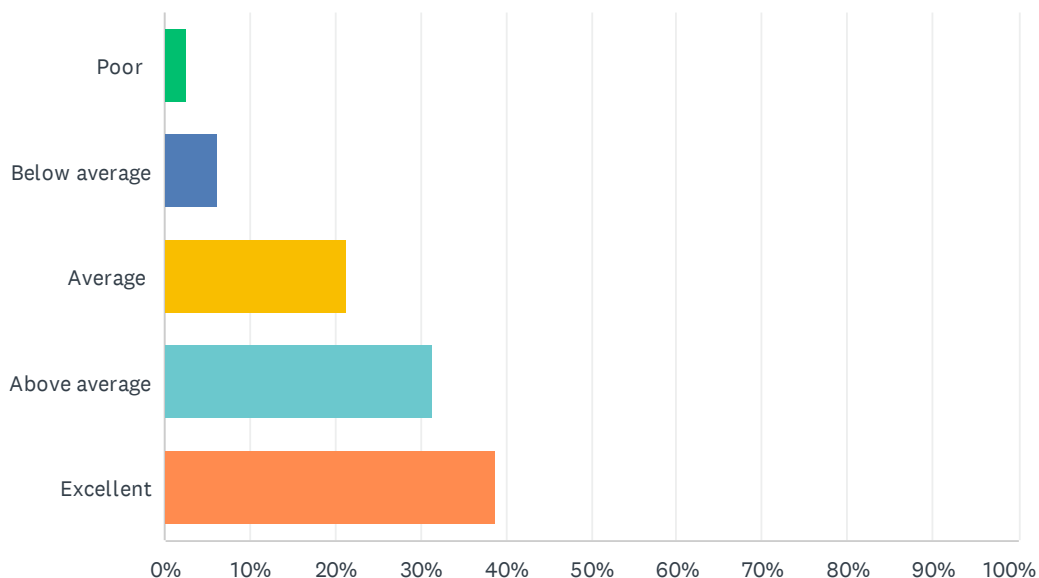
Answered: 80 Skipped: 0



ANSWER CHOICES	RESPONSES	
Poor	2.50%	2
Below average	8.75%	7
Average	12.50%	10
Above average	30.00%	24
Excellent	46.25%	37
<b>TOTAL</b>		<b>80</b>

**Q10 FINANCE – Provides help with obtaining funds by personal involvement. Communicates with government and private funding sources. Provides clerical organization and support for grantsmanship activities. Makes sure department/region gets its share of budgeted funds, while remaining fair to those bringing grants to the department and /or region. Distributes funds equitably.**

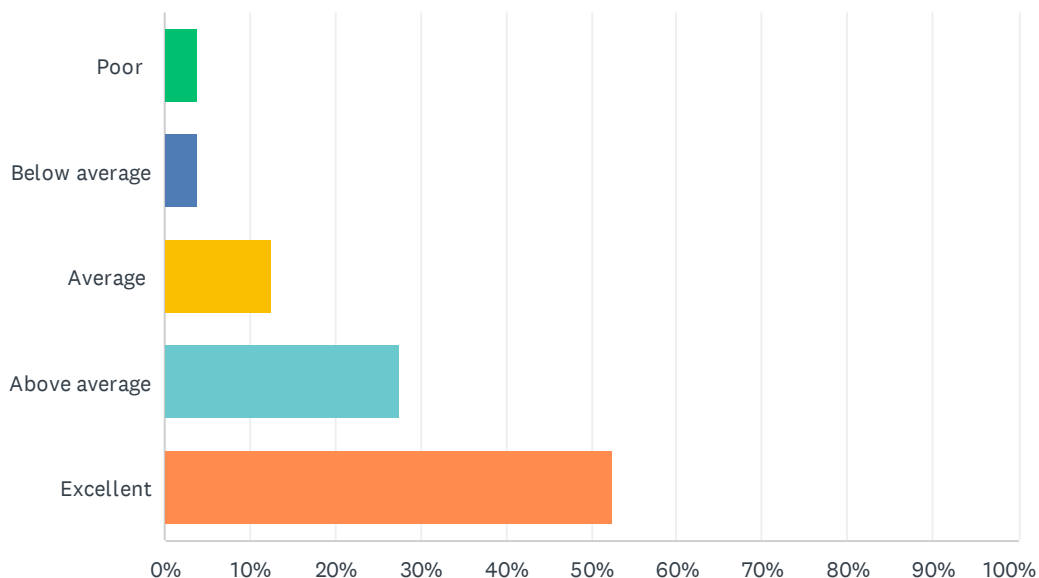
Answered: 80 Skipped: 0



ANSWER CHOICES	RESPONSES
Poor	2.50% 2
Below average	6.25% 5
Average	21.25% 17
Above average	31.25% 25
Excellent	38.75% 31
<b>TOTAL</b>	<b>80</b>

**Q11 EXTERNAL RELATIONSHIPS – Well-respected by unit heads, other regional directors, and stakeholders in the region and state. Represents the region effectively on campus and at regional and national meetings. Has respect for higher administration. Deals effectively with business and industry. Works effectively with regional stakeholders, volunteers, and clientele.**

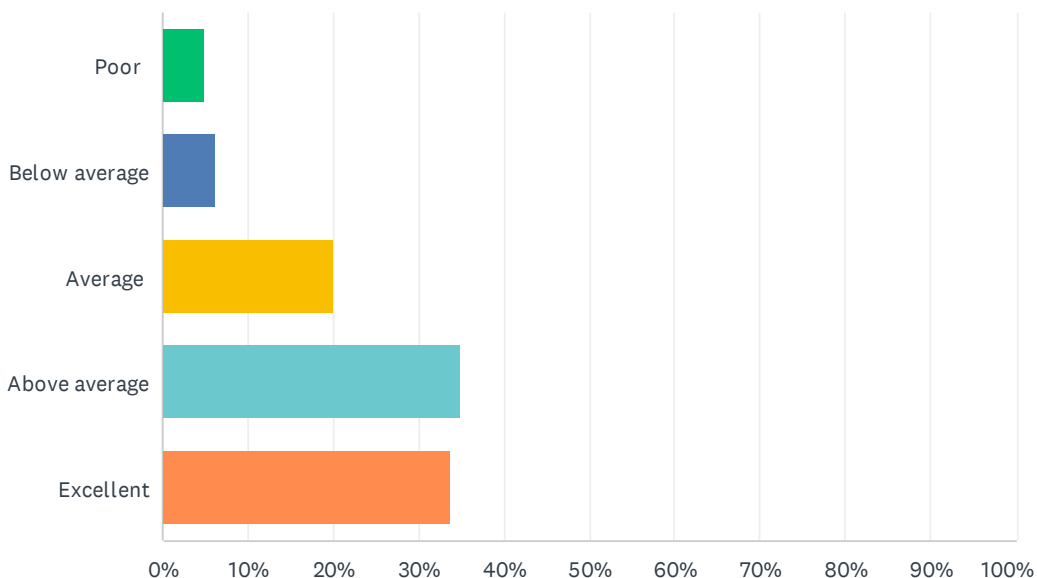
Answered: 80 Skipped: 0



ANSWER CHOICES	RESPONSES	
Poor	3.75%	3
Below average	3.75%	3
Average	12.50%	10
Above average	27.50%	22
Excellent	52.50%	42
<b>TOTAL</b>		<b>80</b>

**Q12 PLANNING – Effectively plans for the future of outreach and research activities of the region. Innovative in implementing plans for the new activities, knows which types of activities are best for the long-term benefit of the region and which are not. Develops plans with knowledge and input from faculty without imposing on them.**

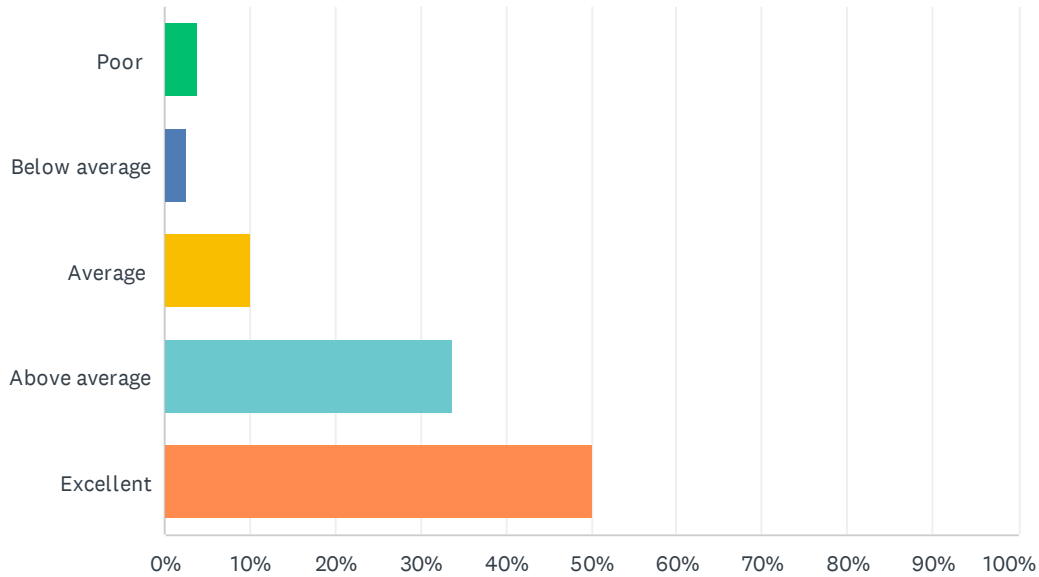
Answered: 80 Skipped: 0



ANSWER CHOICES	RESPONSES	
Poor	5.00%	4
Below average	6.25%	5
Average	20.00%	16
Above average	35.00%	28
Excellent	33.75%	27
<b>TOTAL</b>		<b>80</b>

### Q13 OVERALL – Gives an overall evaluation of the effectiveness of your department head/regional director including strengths and weaknesses.

Answered: 80 Skipped: 0



ANSWER CHOICES	RESPONSES
Poor	3.75% 3
Below average	2.50% 2
Average	10.00% 8
Above average	33.75% 27
Excellent	50.00% 40
<b>TOTAL</b>	<b>80</b>

**Q14 Please provide SPECIFIC department head/regional director positive ACCOMPLISHMENTS for 2021.**

Answered: 42 Skipped: 38

**Q15 Please provide SPECIFIC department head/regional director DEFICIENCIES for 2021.**

Answered: 33 Skipped: 47



## Q16 Contact Information--OPTIONAL!

Answered: 12 Skipped: 68

ANSWER CHOICES	RESPONSES	
First Name	100.00%	12
Last Name	100.00%	12
AgCenter Email	91.67%	11
Phone Number: (xxx) xxx-xxxx	66.67%	8